



Quilter's
quarters
and Bernina Too



"A Home Away From Home for Quilters"

51 N. Verde Heights Dr.
Cottonwood, AZ 86326
(928) 634-8161 Monday thru Friday 9 - 5
Tuesdays 'til 8 p.m. **Saturday 9 - 4** Closed on Major Holidays
AUTHORIZED BERNINA DEALER and HQ16 DEALER
www.quiltersquartersaz.com or qqquarters@qwestoffice.net

VOLUME 8 Number 1

Jan, Feb, March 2010



Go Green
with QQ



January 8 & 9, 2010

Sew tote bags
to take home to be
used over and
over again.

QQ will have the kits &
machines ready for you.
(A small kit fee will apply)
Lots of green on sale.

Feb 7, 2010
Football Sunday

Open 11 - 4



QQ invites all to a
Super Sew Day Party!

Come and sew on any
project with other
football widows &
enjoy snacks that
women love....



... along with
Super Deals on
Sewing Machines
Today Only!

BERNINA



Swiss Fest
QQ will
celebrate Swiss
engineering
with
Sales, Food and
Swiss Fun!

Watch for your scratch
off coupon.

March 4 & 5

Tax Relief Day



April 15, 2010



Purchase a machine and
QQ will pay the tax.
Come see us at QQ!



Congratulations to all you shoppers that attended the QQ Auction.

It was a great success!

We hope you took home some great stuff. What a fun way to thank QQ shoppers.

Sewing Club

Get together with other Garment & Home Dec sewers to work on projects, problems or whatever
All sewers welcome!
We will meet two Tuesdays a month.
See the schedule.

www.embroideryonline.com

Is this site on your favorites list?

It should be. Did you know..

You can shop for embroidery designs through www.embroideryonline.com in the comfort of your own home 24 hours a day, 7 days a week. You can browse for that special design, purchase, and have it instantly delivered to your computer.

All you need to get started is to set **"Quilters Quarters and BERNINA Too!"** as your preferred Store.

This is a "secure" site so you can safely do your shopping online.

Ask us if you need help!!

When you visit the site.....

Join the S.P.R.E.E. Club

Special Pricing Reserved for Embroidery Enthusiasts

If you're a true embroidery enthusiast, this free online SPREE Club is for you! As a SPREE Club Member you pay **\$49** a pack instead of the regular **\$69**. **It's free to sign up!** You simply buy at least one OESD or Great Notions downloadable design pack of your choice each month for at least three consecutive months. [Get the details on the web site: www.embroideryonline.com](http://www.embroideryonline.com). In addition, you'll earn a coupon for a **free** OESD downloadable design for each pack you buy. You will save **\$29.99** a month or more!

Have fun shopping and bring in your embroidery work for show and tell.

We love to see what you're working on.



AND THE WINNER IS.....

Chest of Drawers - 1st place
Eggsactly My size - 2nd place

**TWIN C'S GO TO QUILT CAMP
& MAN'S BEST FRIENDS**

- Tied for 3rd place

Thank you to all the others;

**BRRRA, SANTA'S HEADLIGHTS,
IT'S A HAT,**

Golden girls & Dragons cup.



Magazines

Always 25% off

retail price



Families are like quilts, stitched together one piece at a time.



Community Sew Dates

Thursdays 9 am

January 21

February 18

March 18

April 15

Give Back to the community- come and sew quilts for charity once a month.

If you have any questions,

call Linda Robins

928 - 639 - 3504

Sewing Workshop by appointment

Do you have a project you're working on and need some guidance or help? QQ has set aside a teacher and the room to be of assistance to you for \$10 a hour.

Call now and set
an appointment!

928-634-8161

Blessed are the children of a
quilter, for they shall
inherit the quilts!

Kids Sew

Feb 17, 2:00 - 4:00

March 10, 2:00 - 4:00

April 21, 2:00 - 4:00

QQ will teach students these classes on our machine unless the student owns a Bernina or Bernette.

Students will create items that will enhance their sewing skills.

Feb - A Shopping Bag

March - A Skirt

April - This project will be announced.

Kids sewing 101 is a prerequisite to this class

Join QQ with American Patchwork & Quilting in the 1 MILLION Pillowcase Challenge

"Quilting Changes Everything."

2010 'Make a Pillowcase, Make a Difference.' Every pillowcase can make a difference in our community. A pillowcase can provide comfort to a cancer patient, hope for a foster child, encouragement for a battered woman, or beauty for a nursing home resident.

QQ will be having workshops with free patterns for this challenge.

Bring your finished pillowcases into the shop or join us on: Monday Jan 18 9:30 -3:30 & or Sunday Feb 7, 1 - 4 & or Tuesday March 16, 1 - 4
Future dates to be scheduled.

Sponsors:

allpeoplequilt.com

[Clothworks](http://Clothworks.com)

BERNINA

TIMELESS
TREASURES

ROBERT KAUFMAN
FABRICS

Paintbrush Studio

RR

Handi Quilter

accuquilt

Preencia

moda

SHOP INDEPENDENTS
FABRIC SHOPPERS UNITE.COM

Sewing is Fundamental

Beginning Sewing adults taking QQ classes have to take a prerequisite class first at no charge

Jan 20, 9:30 -12:30

Feb 3, 9:30 - 12:30

March 17, 9:30- 12:30

April 21, 9:30 -12:30

QQ will teach the student basic sewing classes on our machine unless the student owns a Bernina or Bernette.

Students will learn how to use the machine and to sew a straight seam.

Students that graduate from this class can go on to any beginner class on the schedule.

Basic to Easy Classes
being offered at QQ
See class descriptions in
following pages

<i>Morning Call Apron/Placemats</i>	\$18
with QQ Staff	
Thursday Jan 7	9:30- 12:30

<i>Fabric Rug Weaving</i>	\$80
with Mitzie Paul	
Friday Jan 22	12:00 - 3:00

Beginning Quilting	\$72
with Jeanne Bollen	
Tues. Feb 2, 9, 16, 23 & March 2	5:30 -7:30pm

Little Things	\$18
with Susie Weaver	
Friday Feb 12	1:00 - 3:00

Beginning Quilting	\$72
with Jeanne Bollen	
Tuesday March 23, 30, April 6, 13, & 20	5:30 -7:30pm

Teddy Bear Magic	\$33
with Mary Lou Masters	
Saturday March 6	9:30- 3:30

<i>Fabric Rug Weaving</i>	\$80
with Mitzie Paul	
Friday March 12	12:00 - 3:00

Software Project	\$18
with Georgia Mate	
Thursday Feb 11	9:30- 12:30

When times are tough, the tough keep
sewing QQ is now
pricing some classes at only
\$10

\$10 Classes
Being offered at QQ
See class descriptions in
following pages

<i>Chenille 9 Patch Quilt</i>	\$10
with Jody Gagnon	
Wednesday Feb 3	9:30-1:30

<i>Root-N'-Toot-N' Cowboy Quilt</i>	\$10
with Mary Beth Groseta	
Saturday Feb 6	9:30- 11:30

<i>Cat Cube</i>	\$10
with Beca Palecki	
Friday Feb 19	1:30 -4:30

<i>Locker Hooking</i>	\$10
with Mary Beth Groseta	
Monday Feb 22	9:30 -11:30

Sew One & You're Done	\$10
with Sherri Horstman	
Friday March 26	9:30 -12:30

<i>Chinese Coins Variation</i>	\$10
with Mary Beth Groseta	
Friday March 12	9:00 - 12:00

<i>Yo Yo 's</i>	\$10
with Mary Beth Groseta	
Friday April 9	9:30 -12:30

New to our class list is a rating: Beginner, Intermediate, & Advanced;
Beginner - is just that for the beginner or novice quilter/sewer.
Intermediate - Some experience in quilting & sewing.
Advanced - experienced in quilting and sewing.
Look for these ratings in the class listings.



Bernina Mastery Classes



Open to any Bernina Sewing Machine owner. Registration is mandatory as class size is limited and kits need to be prepared. Cancellations are appreciated as this allows another student to fill that space. **FREE** if your machine is purchased at **Quilter's Quarters**. Get your materials list at time of registration. To insure your successful class experience, we require that you purchase one spool of *Aurifil* thread. Kit fee may apply.

Mastery 1 - General Information

Machine overview, presser feet, tension, thread, needles, stabilizers and interfacings, care and cleaning of the machine.

One 3-hour session	\$75
♦ Jan 13	Wed 1:00 - 4:00
♦ Feb 4	Thurs 1:00 - 4:00
♦ March 3	Wed 9:30 - 12:30
♦ April 10	Sat 9:30 - 12:30

Mastery 2 - Practical Stitching

Stretch seams, hems and edgings.

One 2-hour session	\$75	Kit fee \$5.00
♦ Jan 19	Tues	5:00 - 7:00
♦ Feb 8	Mon	9:30 - 11:30
♦ March 8	Mon	1:00 - 3:00
♦ April 14	Mon	1:00 - 3:00

Mastery 3 - More Practical Stitching

Elastic, buttons, buttonholes, zippers, and gathering.

One 3-hour session	\$75	Kit Fee \$5.00
♦ Jan 23	Sat	9:30 - 12:30
♦ Feb 18	Thurs	5:00 - 8:00
♦ March 18	Thurs	1:00 - 4:00
♦ April 19	Wed	9:30 - 12:30

Mastery 4 - Decorative Stitching

Decorative detail, patchwork/quilting/appliqué.

One 3-hour session	\$75	Kit fee \$5.00
♦ Jan 27	Wed	5:00 - 8:00
♦ Feb 27	Sat	9:30 - 12:30
♦ March 22	Mon	9:30 - 12:30

Embroidery Mastery

Essentials for successful embroidery and learning your module.

\$75.00 per Session

FREE with *Embroidery Machine purchased at Quilter's Quarters*

Bernina Embroidery Machines only!

Jan 13, 5:00 - 8:00	Feb 4, 9:30 - 12:30
March 3, 1:00 - 4:00	April 10, 1:00 - 4:00

Memory Mastery

Open to all Activa and Aurora machine owners.

This is your opportunity to learn all the functions, memory and alphabets that your machine offers.

Jan 23, 1:00 - 4:00	Feb 8, 1:00 - 4:00
March 18, 5:00 - 8:00	April 30, 1:00 - 4:00

FREE with purchase of machine from Quilter's Quarters

\$75.00 per Session

The 8 Series Mastery

for the new 820 & 830 owners.

Monday Jan 11, 9:30 - 4:00
Monday Feb 1, 9:30 - 4:00
Monday March 1, 9:30 - 4:00
Monday April 5, 9:30 - 4:00

Yes, there will be a break for lunch.

Artista Software Mastery

Jan 27, 1:00 - 4:00 Feb 23, 1:00 - 4:00

March 22, 1:00 - 4:00 April 19, 1:00 - 4:00

This four part series allows Artista software owners the opportunity to learn the different levels of this amazing and user-friendly program.

\$75.00 per Session

Class is **FREE** with purchase of software from **Quilter's Quarters**.

Version 6 Software Is available Now!

With this software you can not only digitize your own embroidery designs, but also do appliqué, cross stitch, quilt layout and design, etc.

Bernina Stitch Regulator Mastery

Class is open to all owners of Artista or Aurora machines with the BSR attachment. All aspects of the new Bernina Stitch Regulator will be covered. Your free motion quilting will never be the same again!

Class is **FREE** with purchase of a machine.

\$75.00 per Session

Jan 19, 1:00 - 4:00	Feb 18, 1:00 - 4:00
March 8, 9:30 - 12:30	April 14, 5:00 - 8:00

CLASSES page 1

Quilter's Quarters Policies *You know we gotta have 'em...*

Classes must be paid for at time of registration. One week cancellation notice required for refund or credit. No refunds for classes with visiting teachers. Materials list is provided at time of registration only. (Please read it before class so you are prepared). All brands of sewing machines and sergers are welcome in our classes (except machine mastery). Please turn off cell phones during class. No children in adult classes.

Please no perfume in our classroom!

January

Art Embellishing \$12
with Karen Crowder
Wednesday Jan 6 2:00 - 4:00

Open up a new dimension to your sewing. Karen will teach embellishing techniques: Beading, couching and much more. She will be showing clothing and quilts she has embellished with different techniques. Embellishing can be added to clothing, wall hangings, shoulder bags, anything your heart desires. *Intermediate to advanced*

Morning Call Apron/Placemats \$18
QQ Staff
Thursday Jan 7 9:30- 12:30

Bring out the domestic diva in you with a fun Kitschy Kitchen apron. Fabric by Blank gives this apron a retro look. Flirty, fun, and figure flattering, this apron makes a great hostess gift that is both cute and functional. Choose to make an apron or placemats. *Beginner to intermediate*

Aquamarine Ambience continues \$54 (3 classes)
With Georgia Mate
Wednesday Jan 13, 27 Feb 10, 24 9:30 -12:30
March 10, 24 & April 14 & 28 9:30 -12:30

This is a continuing 12 part class. No new students at this point but feel free to stop in and see the amazing results each student is working on. This quilt is all embroidery by machine. *Intermediate to advanced*

Free Sewing Club - Open to all

*Jan 05, 26, Feb 9, March 9, 23, April 13, 27
1:00-4:00*

Get together with other Garment & Home Dec sewers to work on projects, problems or whatever All sewers welcome

We will meet two Tuesdays a month.

Sewers please come join us.

Fused appliqué \$30
with Joan Carrell
Thursday Jan 14 & 21 9:30 -12:30



Mckenna Ryan's amazing appliqué patterns are made easy with this fusible method. Do not let this intricate appliqué pattern intimidate you. This quilt is simple and fun with stunning results. Joan will have pattern suggestions that we can order for you. Come in and see the sample.

All Intermediate to advanced

Beginning Sewing \$24
with Jody Gagnon
Friday Jan 15 9:30-1:30

Want to learn how to sew? This is a basic sewing class to get you ready to sew both clothing and home decor. Adults only please. New sewers need to take a Sew Fundamental class first. at no charge.

Beginner

Adult Sewing 101 FREE
with QQ Staff
Wednesday Jan 20, Feb 3, March 17 9:30-10:30

This is a requirement to taking any other sewing classes at QQ. Students will learn to drive a QQ Bernina / Bernette sewing machine. This will cover all the basics like threading the needle, filling a bobbin, sewing a straight seam and pinning. This will take you into Beginning Sewing or Sewing is Fundamental classes.

Beginner

Sewing is Fundamental \$18
with Beca Palecki
Wednesdays Jan 20 10:30 - 1:30

This class will make a slipcover for any pillow. Students bring the pillow to class or purchase one of the pillow forms QQ has in stock.

Beginner

Free Football Super Sunday

Sunday Feb 7, 11:00 -4:00

**Come to the shop and sew on any project,
or make pillowcases for charity.**

**QQ will have snacks and
super deals on fabric & sewing machines.**

CLASSES page 2

Strippy Scrap Jacket \$ 39
with Becca Polecki
Friday Jan 15 & 29 9:30 -4:30

A fat quarter friendly pattern. Turn an everyday jacket into a great fitting, colorful, have-to-have garment. Becca will guide you through this Brensan Studio pattern with ease. There will be a 1/2 hour break for lunch

Intermediate to advanced

Creative Sew \$18
with Georgia Mate
Saturday Jan 16, Feb 20, March 20 9:30 -12:30

This is always a creative project that Georgia comes up with to utilize the fancy stitches and feet that came with your machine. Come see the sample.

Beginner to intermediate

Embroidery Fun \$18
with Georgia Mate
Saturday Jan 16, Feb 20, March 20 1:00 - 4:00

So you have an embroidery machine, now what?? In this class you will have a cooking recipe. Then embroider it onto a kitchen towel. What a wonderful Hostess gift. Take the recipe to a pot luck, & bring the towel for people to copy the recipe from. What a fun way to show off your cooking and embroidery talents.

Beginner to intermediate

New York Beauty
Offered Saturday Jan 30



Fabric Rug Weaving \$80
with Mitzie Paul
Friday Jan 22 or March 12 12:00 - 3:00

Mitzie's husband custom makes a wood loom for each student enrolled in this class. The cost of the class is for the loom. In other words you pay for the loom and get the instructions for free. You get to keep the wonderful handmade loom. This is a braiding weave that makes wonderful fabric rugs and uses up old fabric (*that makes room for more*). Please sign up & pay early so your loom will be ready in time for this free class. Come in and see the loom. This one is so good we are offering it twice this quarter.

Beginner to intermediate

T-Shirt Bag \$30
with Beca Palecki
Monday Jan 25 9:30-3:00

Take a favorite t-shirt and turn it into a trendy tote bag. At the same time learn how to gather and add a ruffle. This is a favorite among kids in college use a school t-shirt. Anyone can use a t-shirt from a favorite trip or a favorite sports team.

Intermediate to advanced

New York Beauty \$36
with Mary Lou Masters
Saturday Jan 30 9:30- 4:00

Master the points of this difficult looking pattern with muslin foundation. Sew right onto the muslin and watch your New York Beauty points and curves turn out perfect. With one piece (1 yard) of the preprinted foundation muslin and **2 yards of fabric, you make 12 blocks for a 24" x 32" top or center for a larger quilt.** Learn this method once and use it over and over again. Extra fabric will be required for borders or larger quilt.

Intermediate to advanced

February

Beginning Quilting \$72
With Jeanne Bollen
Tuesday Feb 2, 9, 16, 23 & March 2 5:30 -7:30pm

Learn to quilt. This beginning class will cover all the basics: color choice, fabric selection, cutting, accurate sewing & pressing. Students will complete a top and receive instruction on how to quilt and bind a completed quilt. This class is offered again in March. If students are interested in taking quilting to the next level Jeanne will schedule a beginning second quilt quilting class.

Beginner

Chenille & 9 Patch \$10
with Jodi Gagnon
Wednesday Feb 3 9:30- 1:30

This child's quilt will be a treasure for any mother or hope chest. Chenille and cotton make a wonderful combination for any quilt. QQ has chenille in solid colors for your choice. You could use Minkee instead of chenille for this pattern and QQ has lots to choose from. The pattern is *free*.

Beginner to intermediate

CLASSES page 3

Sewing is Fundamental \$18
with Beca Palecki
Wednesdays Feb 3 10:30 - 1:30

In this class students will sew a shopping bag. Students will learn basic sewing techniques.

Beginner

Fabric Bowl \$30
with Pat Lyons
Friday Feb 5 & 1:00 - 4:00
Saturday Feb 6 1:00 - 3:00

Sew this wonderful bowl out of the most outrageous fabric you can find-- you will get a stunning result. Gather up scraps for this project. Almost anything works. Come in and see our samples. Then come back on Saturday to embellish your own bowl. Kit fee for embellishing will apply

Beginner to intermediate

Rootin Tootin Roundup Quilt \$10
with Mary Beth Groseta
Saturday Feb 6 9:30 - 11:30

Gather up your western fabric and Mary Beth will guide your roundup. This is a great child's quilt, it is also a perfect cowboy or cowgirl lap quilt. Finished size is approx. 37" x 47" but you can always make it bigger.

Beginner to intermediate

Fabric Painting Quilt 72.00
with Betty Bishop
Fridays Feb. 5, 12, 19 & 26 9:30 - 12:30

You may have seen Betty demonstrating at the QCO quilt show in October. Learn hands on with Betty, complete painted quilt blocks in this class. Betty has a background in tole painting, and is a prolific quilter. When Betty combines her two talents the result is stunning. Join her in this class to expand your creativity. A kit fee for paints & supplies will apply. You could share with a friend

Intermediate to advanced

Reversible Table Runner \$18 per day
with Georgia Mate
Thursday Feb 10 1:00 - 4:00

This one will be a reversible Table Runner! WOW! Continually, Georgia comes up with great projects to sew, introducing a new stitch recipe or a different foot to try. This class will utilize your machine, with amazing results. Bring home (to your sewing room) exciting new techniques and tricks.

Beginner to intermediate

Software Project \$18 per day
with Georgia Mate
Thursday Feb 11 & 25 March 11 & 25 1:00 - 4:00

Learn to digitize with your new software. Students will work on their computer to digitize a design from a cross stitch pattern. Then stitch it out. Imagine the possibilities when you learn how to do this. With software you can digitize any cross stitch pattern on your own. WOW! Version 6 software or comparable & lap top computer required.

Intermediate to advanced in embroidery.

Little Things \$24
with Susie Weaver
Friday Feb 12 1:00 - 3:00

This is a class full of information to help quilters improve their skills and reduce stress. In this hands-on demonstration Susie will cover fabric preparation, rotary cutting tips, better block construction with useful tools, piecing hints, **pressing techniques, some 'freezer paper' secrets, border applications and blocking.** So much more is covered. Students will take home a hand out. Bring your rotary cutters, questions, problems, bad habits and a note book for note taking, or even a recorder to record Susie's knowledge. Come back on Saturday for The Big Things. Take both of **Susie's classes and receive a \$10 coupon.** All

The Big Things \$24
with Susie Weaver

Saturday Feb 13 9:30 - 1:30

The instructional demonstration will cover information on **finishing quilt construction. Susie's experience can benefit any quilter.** Susie explains and demonstrates her techniques for border and binding applications, She also explains why blocking is such an important part of the finishing process.

All

Take Little things & Big Things and receive a \$10 Store Coupon

It's Still a Nine Patch \$12
with Susie Weaver
Saturday Feb 13 2:00 - 4:00

This demonstration deals with the basic nine patch unit and how you can change it to make your quilt designs more visually interesting. Susie demonstrates her favorite techniques for making half square triangles, quarter square triangles and variations, plus flying geese units. Included will be a specific demo for squaring these units. For a quick technique improving class this is short and sweet, do not miss it.

Beginner to advanced

CLASSES page 4

Kids 101 *FREE*
 with QQ Staff
 Wednesdays Feb 17, 2:00 - 4:00
 This class can be scheduled by appointment

Know the sewing machine; This is a child's requirement to taking any other sewing classes at QQ. Children will learn to drive a QQ Bernina / Bernette sewing machine (unless the student owns a Bernina or Bernette). This will cover all the basics like threading the needle and filling a bobbin. Sewing a straight seam and pinning.

Beginner

Kids Sew \$12
 with Beca Palecki
 Wednesday March 10, & April 21 2:00 - 4:00

QQ will teach students these classes on our machines unless the student owns a Bernina or Bernette. Students will create items that will enhance their sewing skills. March - A Skirt and April will be announced. Prerequisite to these classes is Kids 101. If these dates do not work for your child's schedule let us know, QQ will schedule one that will work.

Beginner

Blazing Star Quilt \$24
 With Sherry Root
 Wednesday Feb 17 10:00 - 3:00

This is sure to be a winner in any **quilter's collection. These triple stars** blaze in glory with your fabric choices. The great thing about taking classes is you can learn the tricks that make a difficult looking quilt easy and fun to make. Do not miss this one, and bring a friend. Students will be given an hour for lunch.



Intermediate to advanced

Cat Cube \$10
 with Beca Palecki
 Friday Feb 19 1:30- 4:30

Turn fabric into a cozy cube for your kitty. This makes a wonderful play box for any cat. Choose your own fabric to match your home decor

Beginner to Intermediate

Creative Sew \$18
 with Georgia Mate
 Saturday Feb 20 9:30 -12:30

There is always a creative project that Georgia comes up with to utilize the fancy stitches and feet that came with your machine. Check with us on what this project will be. Sample will be up in the store.

Beginner to Advanced

Locker Hooking \$10
 with Mary Beth
 Monday Feb 22 9:30 - 11:30

Traditional fabric rug making. This is a rewarding and stimulating way to use up fabric scraps. Use up your stash and left over strips to create grand rugs, trivets or placemats.

All Levels

Embroidery Fun \$18
 with Georgia Mate
 Saturday Feb 20 1:00 - 4:00

So you have an embroidery machine, now what?? Learn how to apply embroidery to clothing, quilting, home dec, or something new. Georgia will come up with projects using embroidery. Come in to see the sample.

All Levels of embriders

March

Teddy Bear Magic \$33
 With Mary Lou Masters
 Saturday March 6 9:30- 3:30

Home made teddy bears are the best; now you can make **one too. The fabric you choose can determine your bear's** character, whimsy, comical, masculine, feminine or use one **of our breast cancer fabrics. You're bear can be stuffed or pellet filled.** Bring lunch, we will take a 1/2 hour break.

Beginner to Intermediate

Child's Easter Outfit \$36
 with Beca Palecki
 Thursday March 11 & 25 1:00 - 4:00

Together this delightful smock and britches make the perfect Easter outfit for any little girl. Sew one with Beca for your child or grandchild. Make this Easter stand out in memory.

Intermediate to Advanced

CLASSES page 5

Fabric Rug Weaving \$83
with Mitzie Paul
Friday March 12 12:00 - 3:00

This one is so good we are offering it twice this quarter. **Mitzie's husband custom makes a wood loom for each student** enrolled in this class. The cost of the class is for the loom, in other words you pay for the loom and get the instructions for free. You get to keep the wonderful handmade loom. This is a braiding weave that makes wonderful fabric rugs and uses up old fabric (*that makes room for more*). Please sign up & pay early so your loom will be ready in time for this free class.

Beginner to Advanced

Chinese Coins Variations \$10
With Mary Beth Groseta
Friday March 12 9:00- 12:00

Come in and see the wonderful samples QQ has for this quilt. The possibilities are endless. Choose a color theme or use up scraps. This quilt can be made over and over with different results. Bring a friend with you and enjoy this class with Mary Beth.

All Levels

Sewing is Fundamental \$18
with Beca Palecki
Wednesdays March 17 10:30 - 1:30

Students will sew a "grab-it-and-go: wallet". A great project for left over fabric.

Beginner

Fiber Arts \$33
with Brenda Scott
Saturday March 13 9:30- 3:30

Brenda will guide you into the art of combining fibers & fabric to create magnificent art quilts. Throw away everything you know and let the child inside play. What could be more fun than coloring with fabric and thread. Students will construct a small art quilt in this one day class. Beads, buttons, really anything to enhance your project can be added later, and will be discussed in class. This is an opportunity you just **can't miss. Sign up early. Bring lunch money, we will order lunch in.** Kit fee may apply.

Beginner to Advanced

Circular Bargello \$66
with Betty Bishop
Monday March 15 & 29 9:30- 3:00

That's right quilters, this one is round. From the book *Quilts Without Corners*, Betty will teach how to curve your Bargello strips by cutting out wedges. This is a very difficult looking quilt that will surprise quilters with how easy it is to construct.

Intermediate to Advanced

Hand Appliqué \$36
with Karen Crowder
Wednesday March 17, 24 & 31 2:00 - 4:00

Learn the art of fine hand appliqué with Karen. This technique will amaze you how easy and accurate it is to make shapes, flowers, birds, butterflies, or whatever. Students will learn this method of appliqué while creating a small project in this two part class.

Beginner to Advanced

Kids Sew \$ Kit fee
with QQ Staff
Friday March 19 9:30 - 3:30

Kids must first pass a Sewing 101 class to join in this fun. QQ will get the Pizza and provide the sewing machines. You bring the kids. Fun sewing projects will be planned. Kit fees apply.

All Levels

Beginning Quilting \$72
With Jeanne Bollen
Tuesday March 23, 30, April 6, 13, & 20 5:30 -7:30pm

Learn to quilt, This beginning class will cover all the basics: color choice, fabric selection, cutting, accurate sewing & pressing. Students will complete a top and receive instruction on how to quilt and bind a completed quilt. If students are interested in taking quilting to the next level Jeanne will schedule a beginning quilting second quilt class.

Beginner

Sew One and You're Done \$10
with Sherri Horstman
Friday March 26 9:30- 12:30

Make a quilt from a single block. In the time it takes to make a single block, you can have a finished quilt top! Choose your block, a few fabrics and whip up a beautiful traditional quilt in no time. What an interesting way to spend the day with other quilting friends. Try to guess what block your friends will choose. Make it fun and join us.

Beginner to Intermediate

Black & White Quilt \$33
with Mary Lou Masters
Saturday March 27 9:30-3:30

The pattern Mary Lou has chosen is wonderful for a black & white palette. Come in and see the sample. Class will have a 1/2 hour lunch break

Beginner to intermediate

CLASSES page 6

April

*
Bottle-In-A-Puppy \$24
 with Sherri Root
 Wednesday April 7 10:00 - 3:00

A fun & practical pattern for water bottles. Kids and dog lovers will carry this covered water bottle with them encouraging them to drink more water. This cute little puppy is eager to carry your water and help you improve your sewing skills. Students will be given an hour for lunch. *Beginner to Advanced*

*
Yo Yo's \$10
 with Mary Beth
 Friday April 9 9:30 - 12:30

See how easy yo yo making really is. This technique can be so versatile, use it to embellish a quilt, make a yo yo quilt, or take Becca's yo yo embellished top class April 12.

All Levels

*
Yo yo Embellished Top \$39
 with Beca Palecki
 Monday April 12 9:30 - 12:30

Come in and see the sample for this class, it is so cute. **Bring all the yo yo's you do not know what to do with. Becca will teach you the basic yo yo or take Mary Beth's Yo yo class on Friday April 9.** This would also make an adorable top for a little girl.

Beginner to intermediate

*
Sewing is Fundamental \$18
 with Beca Palecki
 Wednesday April 21 10:30 - 1:30

This class will make the Bathina Bag. This evening/Day purse is adorable. *Beginner*

*

BOM's coming soon

Our new Block Of the Months:

'Back To Nature' in beautiful greens and

blues or Batiks &

A 'Halloween Baltimore Album' a quilt

with loads of scary fun.

Picture Quilt \$60
 With Vera Andrews
 Saturday April 17 9:30-3:30

This raw edge appliqué (18" x 22" or smaller) quilt uses free motion quilting to create an original picture quilt. Students will make an original design with the teacher's help. Art principles will be explained and illustrated.



Samples of quilts and inspirational pictures will be provided. Students may also bring a photo or a postcard of a landscape or floral for inspiration and will learn how to turn a picture into a quilt. The afternoon part of the class includes borders, free motion quilting and binding the picture. Bring lunch, we will take a 1/2 hour break

Intermediate to Advanced

Lady Hawk TextureScapes 1 & 2 \$60
 with Julie Hocker
 Friday April 23 10:00 - 4:00

This popular workshop is designed with the confident **beginner quilter in mind. You're ready to 'do something different', but you're not sure how to get started. In this workshop, students will learn to add texture and interest to your designs by using pin tucks, chenille techniques, and a couple of ways to add depth and dimension with Julie's easy Trapunto methods. Top it all off with techniques for several different three-dimensional flowers & leaves. This is a creative and fun class.**


Beginner to Advanced

*





Lady Hawk TextureScapes 3 \$60
 With Julie Hocker
 Saturday April 24 10:00 - 4:00

This is the workshop of your dreams. It is by far Julie's most popular class. Embellishment is the name of the game. Students will start with *Basic free motion stitching* (no need to have experience before this class) From the basics the class will move into warp speed exploring several different techniques to create dozens of embellishing treatments. Students will learn *bobbin work*, straight stitching and free motion bobbin work, then move into *couching fibers*. The countless ideas for employing these techniques in any project will inspire stu-



 January 2010 

Sunday	Monday	Tuesday	Wednesday	Thursday	Friday	Saturday
 <p align="center">"You know you are a real quilter when..." <i>you donate your artificial Christmas tree to charity</i> and make a quilted wall hanging of a tree to use instead"</p>					1 Closed	2
3	4 BERNINA YEAR END SALE Ends	5 Studio 9 - 12 HQ 1 - 4 Studio II 5 - 8 Sew Club 1 - 4 Scissors Sharpening	6 Art Embellishing 2 - 4	7 Morning Call Apron /Placemats 9:30 - 12:30	8 Go Green	9 Go Green
10	11 830 Mastery 9:30- 4	12 Studio 9 - 12 Studio II 5 - 8	13 Aquamarine Ambience 9:30-12:30 Mastery 1, 1 - 4 Embroidery 5 - 8	14 QCO Fusible appliqué 9:30- 12:30	15 Beginning Sewing 9:30 -1:30 Strippy Scrap Jacket 9:30 -4:30	16 Creative Sew 9:30- 12:30 Embroidery Fun 1 - 4
17	18 Pillowcase Workshop 9:30 -3:30	19 Studio 9 - 12 BSR 1 - 4 Mastery 2, 5 - 7 Studio II 5 - 8	20 Adult Sew 101 9:30-10:30 Sewing is Fundamental 10:30 -1:30	21 Community Sew Fused appliqué 9:30- 12:30	22 Rug Weaving 12 - 3	23 Mastery 3, 9:30-12:30 Memory 1 - 4
24 31	25 T- Shirt Bag 9:30 - 3	26 Studio 9 - 12 Sew Club 1 - 4 Studio II 5 - 8	27 Aquamarine Ambience 9:30-12:30 Software 1 - 4 Mastery 4, 5 - 8	28 QCO	29 Strippy Scrap Jacket 9:30 -4:30	30 New York Beauty 9:30- 4




 February 

Sunday	Monday	Tuesday	Wednesday	Thursday	Friday	Saturday
	1 830 Mastery 9:30- 4	2 Studio 9 - 12 HQ 1 - 4 Studio II 5 - 8 Beg Quilt 5:30- 7:30 Scissors Sharpening	3 Chenille & 9 Patch 9:30-1:30 Adult Sew 101 9:30-10:30 Sew Fundamentals 10:30 -1:30	4 Embroidery 9:30 - 12:30 Mastery 1, 1 - 4	5 Fabric Painting Quilt 9:30 - 12:30 Fabric Bowl 1 - 4	6 Rootin Tootin Roundup 9:30- 11:30 Fabric Bowl 1 - 3
7 Football Super Sunday 11 - 4  Pillowcase Workshop	8 Mastery 2, 9:30 -11:30 Memory 1 - 4	9 Studio 9 - 12 Sew Club 1 - 4 Studio II 5 - 8 Beg Quilt 5:30- 7:30	10 Aquamarine Ambience 9:30-12:30 Reversible Table Runner 1 - 4	11 QCO Software Project 9:30 -12:30	12 Fabric Painting Quilt 9:30 - 12:30 Little Things 1 - 3	13 Big Things 9:30- 12:30 It's a Nine Patch 2 - 4
14  Valentine's Day	15 Closed Presidents' Day	16 Studio 9 - 12 Studio II 5 - 8 Beg Quilt 5:30- 7:30	17 Blazing Star Quilt 10 - 3 Kids 101 2 - 4	18 Community Sew BSR 1 - 4 Mastery 3, 5 - 8	19 Fabric Painting Quilt 9:30 - 12:30 Cat Cube 1:30 -4:30	20 Creative Sew 9:30 - 12:30 Embroidery Fun 1 - 4
21	22 Locker Hooking 9:30 -11:30	23 Studio 9 - 12 Software 1 - 4 Studio II 5 - 8 Beg Quilt 5:30- 7:30	24 Aquamarine Ambience 9:30-12:30 Reversible Table Runner 1 - 4	25 QCO Software Project 9:30 -12:30	26 Fabric Painting Quilt 9:30 - 12:30	27 Mastery 4 9:30 -12:30
28	 <p align="center">L ove: is the thread that binds us</p> 					

National Quilting Month March

Sunday	Monday	Tuesday	Wednesday	Thursday	Friday	Saturday
	1 830 Mastery 9:30 - 4	2 Studio 9 - 12 HQ 1 - 4 Studio II 5 - 8 Beg Quilt 5:30- 7:30 Scissors Sharpening	3 Mastery 1, 9:30 - 12:30 Embroidery 1 - 4	4 Swiss Fest 	5 Swiss Fest 	6 Teddy Bear Class 9:30 -3:30
7	8 BSR 9:30 -12:30 Mastery 2, 1 - 3	9 Studio 9 - 12 Sew Club 1 - 4 Studio II 5 - 8	10 Aquamarine Ambience 9:30-12:30 Kids Sew Skirt 2 - 4	11 QCO Software Project 9:30 -12:30 Easter Outfit 1 - 4	12 Rug Weaving 12-3 Chinese Coins 9-12	13 Fiber Arts 9:30 -3:30
14	15 Circular Bargello 9:30- 3	16 Studio 9 - 12 Pillowcase Workshop 1 - 4 Studio II 5 - 8	17 St Patrick's Day Adult Sew 101 9:30-10:30 Sewing is Fundamental 10:30-1:30 Hand Appliqué 2 - 4	18 Community Sew Mastery 3, 1 - 4 Memory 5 - 8	19 Kids Sewing Day	20 Creative Sew 9 :30- 12:30 Embroidery Fun 1 - 4
21	22 Mastery 4, 9:30 - 12:30 Software 1 - 4	23 Studio 9 - 12 Sew Club 1 - 4 Studio II 5 - 8 Beg Quilt 5:30- 7:30	24 Aquamarine Ambience 9:30-12:30 Hand appliqué 2 - 4	25 oco Software Project 9:30 -12:30 Easter Outfit 1 - 4	26 Sew One & You're done 9:30 - 12:30	27 Black & White Quilt 9:30 - 3:30
28 Palm Sunday	29 Circular Bargello 9:30- 3	30 Studio 9 - 12 Studio II 5 - 8 Beg Quilt 5:30- 7:30	31 Hand Appliqué 2 - 4	<i>Learn all about Fiber Art March 13 Make a Teddy Bear March 6 Sew a Little Girls Easter Outfit March 11 & 25</i>		

April

Sunday	Monday	Tuesday	Wednesday	Thursday	Friday	Saturday
		Picture Quilt April 17, 9:30 - 3:30		1	2	3
					Good Friday	
	Bottle-In-A-Puppy class on Wednesday, April 7, 10 - 3					
4  EASTER	5 830 Mastery 9:30- 4	6 Studio 9 - 12 HQ 1 - 4 Studio II 5 - 8 Beg Quilt 5:30- 7:30 Scissors Sharpening	7 Bottle-In-A-Puppy 10 - 3	8 QCO	9 Yo Yo's 9:30 -12:30	10 Mastery 1, 9:30 -12:30 Embroidery 1 - 4
11	12 Yo Yo embellished top 9:30 -4:30	13 Studio 9 - 12 Sew Club 1 - 4 Studio II 5 - 8 Beg Quilt 5:30- 7:30	14 Aquamarine Ambience 9:30-12:30 Mastery 2, 1 - 3 BSR 5 - 8	15 Community Sew Tax Relief Day	16	17 Vera Andrews Picture Quilt Workshop 9:30 - 3:30
18	19 Software 1 - 4 Mastery 3, 9:30 - 12:30	20 Studio 9 - 12 Studio II 5 - 8 Beg Quilt 5:30- 7:30	21 Sewing is Fundamentals 10:30- 1:30 Kids Sew 101 2 - 4	22 QCO	23 Lady Hawk Texturescapes 1 & 2 10 - 4	24 Lady Hawk Texturescapes 3 & 4 10 - 4
25	26	27 Studio 9 - 12 Sew Club 1 - 4 Studio II 5 - 8	28 Aquamarine Ambience 9:30-12:30	29	30 Mastery 4, 9:30- 12:30 Memory 1 - 4	"Sewing forever, housework whenever"



Quilter's
quarters
and Bernina Too



"A Home Away From Home for Quilters"

51 N. Verde Heights Dr. Cottonwood, AZ 86326
9298- 634-8161

Pre Sorted STD
US Postage Paid
Permit #16
Cottonwood AZ

Or Current Resident



Quilting on the HQ at QQ

Take a lesson from us so you can rent the Handi Quilter machine in the QQ classroom. Come in and talk to us.
Get a free DVD on the Handi Quilter at <http://www.handiquilter.com>



Dear Friends,

As we draw to the close of another year, there's still uncertainty in the economic picture, but I want to thank all you wonderful people who shop and play here at QQ. We've got some great classes and fun events planned for you. Take notice of the \$10 classes--please bring a friend and come and have fun. There are several new teachers as well as some who have been with us for various classes--step out of your comfort zone and try something new.

Hats off to the Community Sew group for some incredible numbers of items donated this past year. They all know who they are, but if you do, please compliment them. Here's a rundown: Rimrock Food Bank 80 aprons ; Rainbow Acres 15 quilts; Guidance Clinic Women's Center 15 quilts; TIPS 10 quilts; Verde Valley Women's Sanctuary 20 quilts and 7 wall hangings; Rusty's Morningstar Ranch 12 quilts and 30 quilts for the DPS officers. Sally Noyes reported 80 Binkies (small unquilted 16" x 16" squares) were sent to the soldiers overseas. Quail Country Quilters gave a number of quilts to groups such as the veterans hospital and to House of Ruth. The giving goes on so graciously in this community. Hats off and a big hug to those of you who see a need and meet it with your sewing skills.

May you have a wonderful holiday season and good times with family and friends. A big hug to all the staff here at QQ. A store like this is privileged to have the following as staff: Kurt Van Evera, Carla Armstrong, Sherri Horstman, Jody Gagnon, Karen Crowder, Joy Albanese, Betty Jernigan and Patti Rise. A big thanks to support staff who help out as the need arises: Julie Flatt, Joyce Cook, Cheryl Byfield and Betty Bishop. Much thanks to all the teachers who come our way and especially Georgia Mate and Rebecca Palecki.

Here's wishing you an incredible year to come. Hugs, Mary Beth